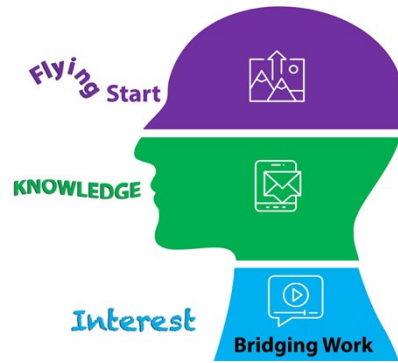


# Step into Sixth Form

Bridging the Gap from Year 11 to Sixth Form

## Bridging work Film Studies





Mr Mieszkian  
[mm@chosen-hill.gloucs.sch.uk](mailto:mm@chosen-hill.gloucs.sch.uk)



Remember, as an independent learner you should still be taking notes and keeping your work in an organised fashion. Don't stop exploring ideas and additional themes around the topics, just because you now have set tasks that will be submitted for assessment.

The purpose of these Bridging tasks is to spark your continued interest in the subject, develop your knowledge and prepare you for a flying start in September, enjoy them!

Note the submission dates and method for every subject.

Skills	Compulsory Tasks	Outcome	Assessment method	Submission date	Feedback form
 Reading    Internet Research Accurate writing    Completing work by the deadline	Film trailer Analysis  Use the grid in the <a href="#">Film Trailer Analysis</a> to make notes on your chosen film trailer	Use these notes to help you make a detailed analysis of your chosen trailer. NOTE: The minimum word limit is 500 words.  The question you are answering:  In what ways is your chosen trailer successful in conveying: <ul style="list-style-type: none"> <li>• The narrative of the film</li> <li>• The genre</li> <li>• Has a unique point of view</li> <li>• In attracting a particular demographic</li> </ul> You must make sure that you analyse the trailer. Don't just describe what happens, try to use inference and make a judgement on whether you think the method used by the Director is effective.	Use of technical language. Use of a critical voice shown in choice of vocabulary, sentence structure and tone.	First lesson in September.	Written and/or verbal feedback from your teacher